



DMK 331

Industrial Pressure Transmitter

Ceramic Sensor

accuracy according to IEC 60770:
0.5 % FSO

Industrial
Pressure Transmitter

DMK 331

Nominal pressure:

from 0 ... 400 mbar
up to 0 ... 600 bar

Output signals:

2-wire: 4 ... 20 mA
3-wire: 0 ... 20 mA / 0 ... 10 V
others on request

Special characteristics:

- ▶ pressure port G 1/2" flush for pasty and polluted media
- ▶ pressure port G 1/2" open port PVDF for aggressive media
- ▶ oxygen application

Optional versions:

- ▶ IS-version
Ex ia = intrinsically safe for gases and dusts
- ▶ SIL 2
according to IEC 61508 / IEC 61511
- ▶ customer specific versions

The industrial pressure transmitter DMK 331 with ceramic sensor has been especially designed for pasty, polluted or aggressive media and for oxygen applications at low pressure range.

As with all industrial pressure transmitters made by BD|SENSORS, you may choose between various electrical and mechanical connections also on DMK 331.

Preferred areas of use are



Plant and Machine Engineering



Energy Industry



Environmental Engineering
(water - sewage - recycling)



Medical Technology



Input pressure range ¹																		
Nominal pressure gauge [bar]	-1...0	0.4	0.6	1	1,6	2,5	4	6	10	16	25	40	60	100	160	250	400	600
Nominal pressure abs. [bar]	-	-	0.6	1	1,6	2,5	4	6	10	16	25	40	60	100	160	250	400	600
Overpressure [bar]	4	1	2	2	4	4	10	10	20	40	40	100	100	200	400	400	600	800
Burst pressure ≥ [bar]	7	2	4	4	5	5	12	12	25	50	50	120	120	250	500	500	650	880
Vacuum resistance	$P_N \geq 1$ bar: unlimited vacuum resistance $P_N < 1$ bar: on request																	
¹ PVDF pressure port possible for nominal pressure ranges up to 60 bar																		
Output signal / Supply																		
Standard	2-wire: 4 ... 20 mA / $V_S = 8 \dots 32 V_{DC}$																	
Option IS-protection	2-wire: 4 ... 20 mA / $V_S = 10 \dots 28 V_{DC}$																	
Options 3-wire	3-wire: 0 ... 20 mA / $V_S = 14 \dots 30 V_{DC}$ 0 ... 10 V / $V_S = 14 \dots 30 V_{DC}$																	
Performance																		
Accuracy ²	≤ ± 0.5 % FSO																	
Permissible load	current 2-wire: $R_{max} = [(V_S - V_{Smin}) / 0.02] \Omega$ current 3-wire: $R_{max} = 500 \Omega$ voltage 3-wire: $R_{min} = 10 k\Omega$																	
Influence effects	supply: 0.05 % FSO / 10 V load: 0.05 % FSO / kΩ																	
Long term stability	≤ ± 0.3 % FSO / year at reference conditions																	
Response time	2-wire: ≤ 10 msec 3-wire: ≤ 3 msec																	
² accuracy according to IEC 60770 – limit point adjustment (non-linearity, hysteresis, repeatability)																		
Thermal effects (Offset and Span) / Permissible Temperatures																		
Thermal error	≤ ± 0.2 % FSO / 10 K																	
in compensated range	-25 ... 85 °C																	
Permissible temperatures	medium: -40 ... 125 °C electronics / environment: -40 ... 85 °C storage: -40 ... 100 °C																	
Electrical protection																		
Short-circuit protection	permanent																	
Reverse polarity protection	no damage, but also no function																	
Electromagnetic compatibility	emission and immunity according to EN 61326																	
Mechanical stability																		
Vibration	10 g RMS (25 ... 2000 Hz) according to DIN EN 60068-2-6																	
Shock	500 g / 1 msec according to DIN EN 60068-2-27																	
Materials																		
Pressure port	standard: stainless steel 1.4404 (316 L) optional for G1/2" open port with nominal pressure range up to 60 bar: PVDF others on request																	
Housing	stainless steel 1.4404 (316 L)																	
Option compact field housing	stainless steel 1.4305 (303) with cable gland brass, nickel plated others on request																	
Seals (media wetted)	standard: FKM options: EPDM (for $P_N \leq 160$ bar), NBR others on request																	
Diaphragm	ceramic Al ₂ O ₃ 96 %																	
Media wetted parts	pressure port, seals, diaphragm																	
Explosion protection (with option IS-protection)																		
Approval DX19-DMK 331	IBExU 10 ATEX 1068 X stainless steel pressure port: zone 0: II 1G Ex ia IIC T4 Ga zone 20 : II 1D Ex ta IIIC T 85°C, IP6x plastic pressure port: zone 1: II 2G Ex ia IIC T4 Ga zone 21: II 2D Ex tD A21 IP6x T 85°C																	
Safety technical maximum values	$U_i = 28 V_{DC}$, $I_i = 93$ mA, $P_i = 660$ mW, $C_i \approx 0$ nF, $L_i \approx 0$ μH																	
Permissible temperatures for environment	in zone 0: -20 ... 60 °C with p_{atm} 0.8 bar up to 1.1 bar in zone 1 or higher: -20 ... 70 °C																	
Connecting cables (by factory)	cable capacitance: signal line/shield also signal line/signal line: 160 pF/m cable inductance: signal line/shield also signal line/signal line: 1 μH/m																	
Miscellaneous																		
Option SIL 2	according to IEC 61508 / IEC 61511																	
Option oxygen application	for $P_N \leq 25$ bar: O-ring in special material with oxygen-approval (FKM)																	
Current consumption	signal output current: max. 25 mA signal output voltage: typ. 5 mA																	
Weight	approx. 140 g																	
Installation position	any																	
Operational life	> 100 x 10 ⁶ pressure cycles																	
CE-conformity	EMC Directive: 2004/108/EC Pressure Equipment Directive: 97/23/EC (module A) ³																	
³ This directive is only valid for devices with maximum permissible overpressure > 200 bar																		

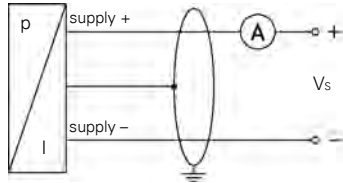
DMK 331

Industrial Pressure Transmitter

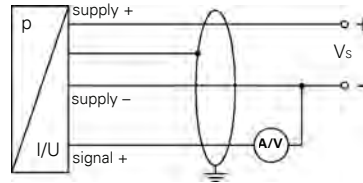
Technical Data

Wiring diagrams

2-wire-system (current)



3-wire-system (current / voltage)

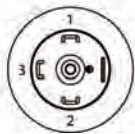
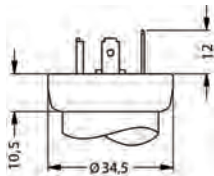


Pin configuration

Electrical connection	ISO 4400	Binder 723 (5-pin)	M12x1 / metal (4-pin)	field housing	cable colours (DIN 47100)
Supply +	1	3	1	IN +	wh (white)
Supply -	2	4	2	IN -	bn (brown)
Signal + (for 3-wire)	3	1	3	OUT+	gn (green)
Shield	ground pin	5	4	⊥	gn/ye (green / yellow)

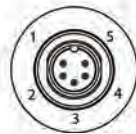
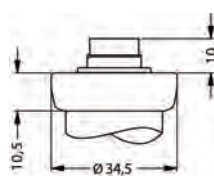
Electrical connections (dimensions in mm)

standard

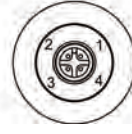
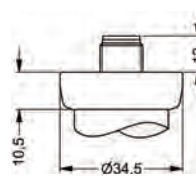


ISO 4400
(IP 65)

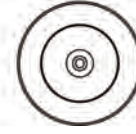
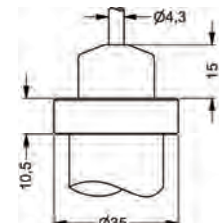
option



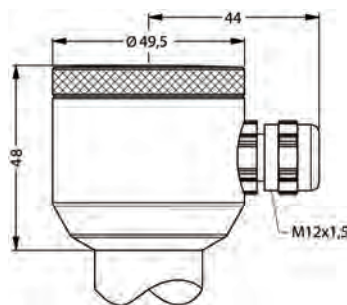
Binder Series 723 5-pin
(IP 67)



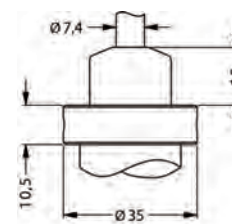
M12x1 4-pin
(IP 67)



cable outlet with PVC cable
(IP 67)⁴



compact field housing
(IP 67)



cable outlet,
cable with ventilation tube
(IP 68)⁵

⇒ universal field housing stainless steel 1.4404 (316 L) with cable gland M20x1.5 (ordering code 880) and other versions on request

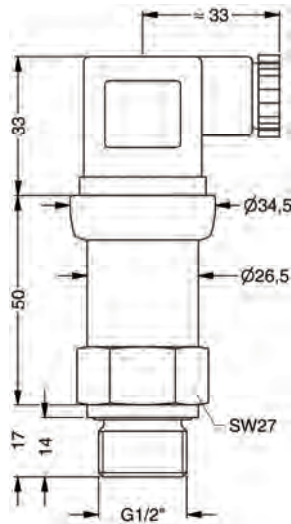
⁴ standard: 2 m PVC cable without ventilation tube (permissible temperature: -5 ... 70°C)

⁵ different cable types and lengths available, permissible temperature depends on kind of cable

Visit the website: www.impress-sensors.co.uk

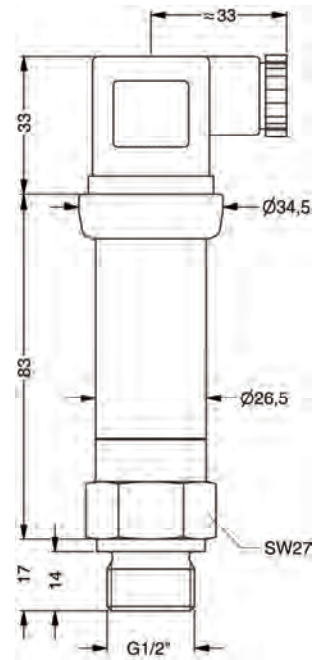
Mechanical connection (dimensions in mm)

standard



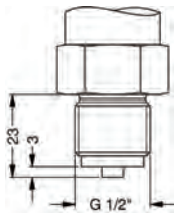
G1/2" DIN 3852
with ISO 4400

standard for SIL- and SIL-IS-version

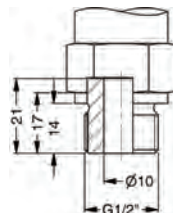


G1/2" DIN 3852
with ISO 4400

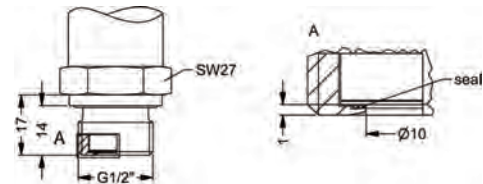
option



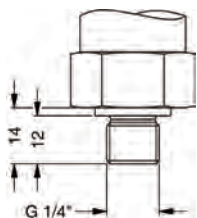
G1/2" EN 837



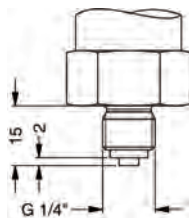
G1/2" open port



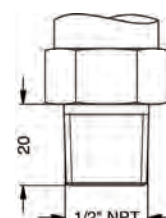
G1/2" semi-flush DIN 3852; M20x1.5⁶



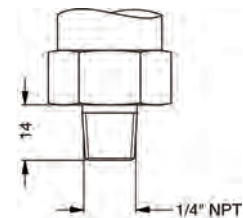
G1/4" DIN 3852



G1/4" EN 837



1/2" NPT



1/4" NPT

⇒ metric threads and other versions on request

⁶ possible for nominal pressure ranges $P_N \leq 40$ bar